



World Wide Engineers & Elevators

WORLDWIDEENGINEERS1@GMAIL.COM



WHO ARE WE ?

WORLD WIDE ENGINEERS & ELEVATORS IS ONE OF THE LEADING INDIAN MANUFACTURING COMPANY OF ELEVATORS IN THE MARKET TODAY.

BUT WHAT SETS THE COMPANY APART FROM OTHERS IS THE QUALITY AND HIGH PRECISION PRODUCTS AND THE PROMPT AFTER-SERVICE TO CUSTOMERS WITHOUT ANY DELAY.



OUR VISION




**WE WERE FOUNDED ON THE BELIEF THAT
STYLE SHOULDN'T BREAK THE BANK.**

**OUR GOAL IS TO CHANGE THE WAY YOU
THINK ABOUT ELEVATOR BY
DELIVERING PREMIUM DESIGNS AT
RADICALLY FAIR PRICES.**

OUR GOAL

**WORLD WIDE ENGINEERS & ELEVATORS WAS
FOUNDED WITH A REBELLIOUS SPIRIT AND A LOFTY
OBJECTIVE : TO OFFER DESIGNER ELEVATOR AT
A REVOLUTIONARY PRICE,
WHILE LEADING THE WAY FOR SOCIALLY CONSCIOUS
BUSINESSES.**





MACHINE ROOM LESS ELEVATOR

OUR PRODUCT & SERVICE...

WE OFFER VARIED RANGE OF ATTRACTIVE AND DURABLE CABINS MADE WITH DIFFERENT TYPES OF MATERIAL SUCH AS M.S POWDER COATED, S.S DIFFERENT TYPES OF DESIGNS, WOODEN AND ALUMINIUM EXCELLENT, ECO-EFFICIENCY, SUPERB RIDE COMFORT, VERSATILE DESIGN COATED PANELS AND MANY MORE.

WE PROVIDE LATEST VERSION OF AUTO DOOR FOR CABIN AND LANDING DOORS THAT GIVES BETTER COMFORT ABILITY AND SAFETY. A HIGH-QUALITY ELEVATOR FOR LOW TO MID-RISE BUILDINGS THAT HAVE DEMANDING PEOPLE FLOW AND RIDE COMFORT REQUIREMENTS. IT FEATURES A BROAD RANGE OF INTERIOR OPTIONS SUPERB RIDE COMFORT AND EXCELLENT ECO-EFFICIENCY.

OUR PRODUCT & SERVICE...



THE MACHINE ROOM IS AN AREA SET ASIDE FOR THE ELEVATOR EQUIPMENT AND CONSISTS OF THE CONTROLLER, 2 ELECTRICAL DISCONNECTS AND THE PUMP UNIT.

THE CONTROLLER IS A SERIES OF RELAYS TO HELP THE ELEVATOR RUN, THINK OF IT AS THE BRAIN.

THE ELECTRICAL DISCONNECTS ARE FOR TO BRING POWER TO THE UNIT AND THE OTHER IS FOR THE ELEVATOR LIGHTS.

THE PUMP UNIT IS WHERE THE OIL IS HOUSED AND THE ELEVATOR'S MOTOR IS ON TOP.

MACHINE ROOM ELEVATOR

OUR PRODUCT & SERVICE...

READY TO INSTALL FORMAT FREEDOM TO DESIGN REQUIRES MINIMUM FLOOR PLACE BUNGALOW ELEVATORS ARE DESIGNED TO MEET VERTICAL MOBILITY NEEDS IN PUBLIC AND PRIVATE BUILDINGS.

IT IS AN IDEAL SOLUTION FOR ELDERLY AND IMPAIRED MOBILITY PERSONS WHO FIND IT DIFFICULT TO USE STAIRS IN BIGGER AND EXTENSIVE BUNGALOWS AND APARTMENTS.

BUNGLOW ELEVATOR



OUR PRODUCT & SERVICE...

THESE AUTOMATIC LIFTS ARE BUILT SPECIALLY FOR USAGE BY HOSPITALS.

SPECIALIZED CAR DESIGN SMOOTH ENTRY & EXIT QUIET OPERATION STRETCHERS CAN BE ACCOMMODATED. CABIN IF REQUIRED - CAN BE WASHED OR FUMIGATED THERE IS NO JERK IN STARTING OR STOPPING.

THE RANGE FROM 13 PERSONS TO 40 PERSONS WITH THE MINIMUM SIZE BEING 3' X 7'.

THE CABIN WALLS CAN BE OF M. S. PAINTED, M. S. POWDER COATED OR HAIRLINE BRUSH FINISHED STAINLESS STEEL COLLAPSIBLE CHANNEL GATES OR SWING DOORS WITH GLASS VISION WINDOWS CAN BE PROVIDED. SWING DOOR BE VARIED FROM FLOOR TO FLOOR TO SUIT THE DECOR. AUTOMATIC DOORS CAN ALSO BE PROVIDED



HOSPITAL ELEVATOR



CAPSUAL ELEVATOR

OUR PRODUCT & SERVICE...

**WORLD WIDE ENGINEERS & ELEVATORS
CAPSULE ELEVATORS ACT AS
ARCHITECTURAL HIGHLIGHTS ON
PRESTIGIOUS BUILDINGS.**

**THEY CAN BE CALLED THE ORNAMENTS OF A
BUILDING AS THEY ENHANCE ITS BEAUTY AND
BRING LIFE INTO IT.**

**ITS DESIGN, FEATURES AND INFINITE
OPTIONS ADD ITS OPTIMUM TRAVEL
COMFORT.**

OUR PRODUCT & SERVICE...



FREIGHT ELEVATORS USUALLY TRAVEL AT LOWER SPEEDS THAN PASSENGER ELEVATORS, BUT THEY ARE BUILT TO CARRY HEAVIER LOADS AND FINISHED TO WITHSTAND TOUGHER WORKING CONDITIONS.

WE RECOMMEND AND OFFER DIFFERENT FREIGHT ELEVATOR STYLES BASED ON YOUR DESIRED APPLICATION AND SPECIFIC REQUIREMENTS.

AS ALWAYS, OUR TEAM IS EXPERIENCED IN CUSTOMIZING STANDARD DESIGNS TO FIT ANY APPLICATION.

GOODS ELEVATOR


OUR PRODUCT & SERVICE...

**LOW MAINTENANCE, LONGER OPERATING, LIFETIME SIMPLE & FAST INSTALLATION
LOOKING FOR A LOW-MAINTENANCE ELEVATOR?
HYDRAULIC LIFTS PROVIDE THE ADVANTAGES OF BEING RELATIVELY INEXPENSIVE, SAFE AND EASY TO MAINTAIN THEY'RE VERY CONVENIENT AND COST-EFFECTIVE SOLUTION FOR LOW-RISE BUILDINGS WITH LOW TRAFFIC.**

HYDRAULIC ELEVATORS HAVE BEEN RATED THE SAFEST OPTION FOR HOME ELEVATORS. THEY BOAST SUPERB USER FRIENDLINESS AND EASY ACCESS MACHINE ROOM LOCATED AT THE BASEMENT.

ONCE THEY ARE PUT IN PLACE, HYDRAULIC ELEVATORS PROVIDE THE SMOOTHEST RIDES POSSIBLE.

• HYDRAULIC ELEVATOR






OUR PRODUCT & SERVICE...

A DUMBWAITER IS A SMALL FREIGHT ELEVATOR OR LIFT INTENDED TO CARRY FOOD.

DUMBWAITERS FOUND WITHIN MODERN STRUCTURES, INCLUDING BOTH COMMERCIAL, PUBLIC AND PRIVATE BUILDINGS, ARE OFTEN CONNECTED BETWEEN MULTIPLE FLOORS.

WHEN INSTALLED IN RESTAURANTS, SCHOOLS, HOSPITALS, RETIREMENT HOMES OR IN PRIVATE HOMES, THE LIFTS GENERALLY TERMINATE IN A KITCHEN.

DUMBWAITER ELEVATOR



OUR PRODUCT & SERVICE...

- **MACHINE ROOM LESS ELEVATOR**
- **MACHINE ROOM ELEVATOR**
- **BUNGALOW ELEVATOR**
- **HOSPITAL ELEVATOR**
- **CAPSULE ELEVATOR**
- **GOODS ELEVATOR**
- **CAR ELEVATOR**
- **HYDRAULIC ELEVATORS**
- **DRUMWAITER ELEVATORS**

DESIGN CABIN

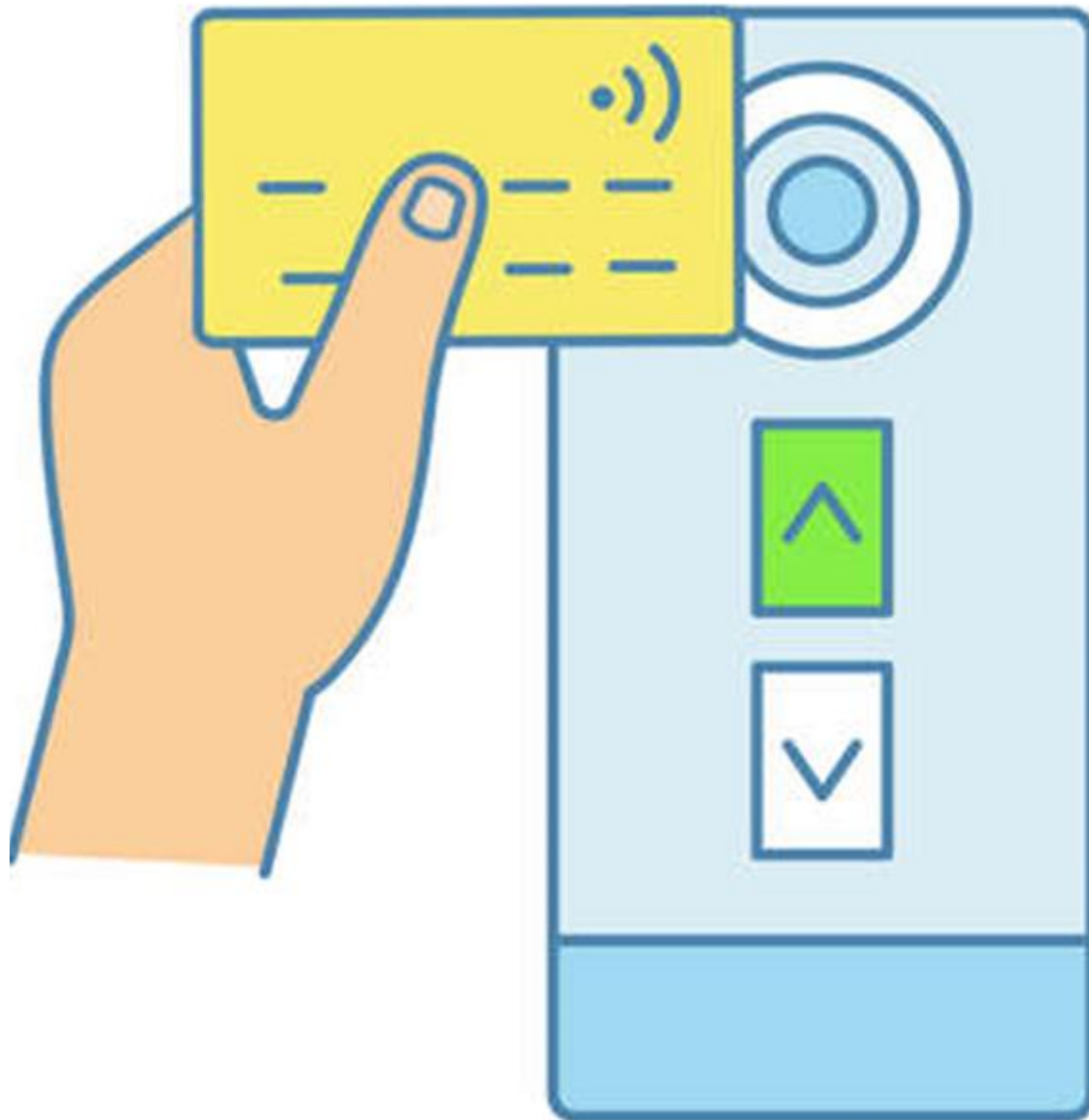
WORLD WIDE CLASS COMFORT AND EFFICIENCY




SMART, STYLISH AND LUXURY ELEVATOR

**YOU CAN DEDICATE ACCESS TO PARTICULAR
ELEVATORS AND FLOORS, AS WELL AS DEPLOYING A
VIP CODED ENTRY MODE.**

**WORLD WIDE ENGINEERS & ELEVATORS ALSO
CONNECTS WITH YOUR SECURITY AND ACCESS
SYSTEMS.**



SMART, STYLISH AND LUXURY ELEVATOR



SOPHISTICATED DESIGN IS AT THE HEART OF WORLD WIDE ENGINEERS & ELEVATORS.

WITH USER INTERFACE SCREENS IN A RANGE OF SIZES, SHAPES AND STYLES, THE LOOK AND FEEL CAN REFLECT YOUR BUILDING AESTHETICS OR BRAND ID.



CONTROL PANEL (BRAIN OF ELEVATOR)

Drive Futures

- Supports Induction Geared and PMSM Gearless machine
- "Direct to Floor" Technology
- Smooth ride performance
- Static Tuning for Induction and PMSM machines
- Wide Input Voltage operation
- Anti-roll back future
- Supports 1Ø 220Vac ARD/UPS based Rescue operation with light load detection



Standard Futures

- Comprehensive Fault diagnosis with ≥ 65 fault codes and ≥ 11 Fault history
- Dual Fire floor selection
- Programmable I/O's
- 3 Level password protection
- Individual floor level correction future
- Dedicated on board 110Vac/dc Safety feedback input detection
- Auto Door Future

Special Futures

- VIP call future
- Double click car call cancellation
- Struck call button detection
- Disability call future
- In-built RTC clock future
- Adjustable time based Group function
- Earth Quake protection
- Motor thermal protection future

THANK YOU BY



**World Wide Engineers
& Elevators**

Deepak Baghel
Co-Founder

7014121531
9799092966



11/112, Kumbha Marg,
Sector - 11, Pratap Nagar,
Sanganer - 302033



**Lift Installation, Maintenance,
Goods lift, Passenger lift,
Hospital lift, dumwater lift**